









# Top Mounting Fixtures – General Purpose

Series	3F	3G																									
																											
<b>Mounting Connection</b>	Flange — 4.5" to 7.5" Dia.	NPT, Flange, Bracket (Plate)																									
<b>Probe Quantity</b>	1 thru 7	1 thru 7																									
<b>Description</b>	Designed for general purpose service, Series 3F flanged, pressure-tight fittings can handle up to 7 probes. They mate with standard pipe flanges coupled to the top of the vessel. Available in a variety of materials.	Series 3G fittings are designed for general purpose use, and are made of PVC to withstand corrosive conditions. The flanged assemblies are sized to accommodate up to 7 probes and to mate with standard flanges on the tops of vessels.																									
<b>Materials</b>																											
<b>Terminal Housing</b>	Die-cast aluminum, epoxy coated	Polycarbonate																									
<b>Body</b>	Forged steel, red brass, 316 S.S., 1018 C.S, PVC	PVC																									
<b>Probe Insulation</b>	Teflon®	Teflon®																									
<b>Pressure/Temperature</b>	125 psig @ 323°F (cast iron) 225 psig @ 150°F (brass) 230 psig @ 100°F (316 S.S.) 275 psig @ 100°F (1018 C.S.) PVC – not rated	0 psig @ 150°F (PVC)																									
<b>Approvals</b>	CSA	—																									
<b>Dimensions</b>	<table border="1"> <thead> <tr> <th>No. of Probes</th> <th>Nominal Pipe Flange Size</th> <th>Diameter of Flange</th> <th>Conduit Boss Thread Size</th> <th>Terminal Housing Size (W" x D" x H")</th> </tr> </thead> <tbody> <tr> <td>1</td> <td>1</td> <td>4-1/2"</td> <td>1/2" NPT</td> <td>2-1/4 x 2-1/4 x 2-1/4</td> </tr> <tr> <td>2-3</td> <td>2</td> <td>6"</td> <td>1/2" NPT</td> <td>3-1/4 x 3-1/4 x 2-3/8</td> </tr> <tr> <td>4</td> <td>2-1/2</td> <td>7"</td> <td>1/2" NPT</td> <td>3-1/4 x 3-1/4 x 2-3/8</td> </tr> <tr> <td>5-7</td> <td>3</td> <td>7-1/2"</td> <td>3/4" NPT</td> <td>4 x 4 x 2-1/2</td> </tr> </tbody> </table>	No. of Probes	Nominal Pipe Flange Size	Diameter of Flange	Conduit Boss Thread Size	Terminal Housing Size (W" x D" x H")	1	1	4-1/2"	1/2" NPT	2-1/4 x 2-1/4 x 2-1/4	2-3	2	6"	1/2" NPT	3-1/4 x 3-1/4 x 2-3/8	4	2-1/2	7"	1/2" NPT	3-1/4 x 3-1/4 x 2-3/8	5-7	3	7-1/2"	3/4" NPT	4 x 4 x 2-1/2	
No. of Probes	Nominal Pipe Flange Size	Diameter of Flange	Conduit Boss Thread Size	Terminal Housing Size (W" x D" x H")																							
1	1	4-1/2"	1/2" NPT	2-1/4 x 2-1/4 x 2-1/4																							
2-3	2	6"	1/2" NPT	3-1/4 x 3-1/4 x 2-3/8																							
4	2-1/2	7"	1/2" NPT	3-1/4 x 3-1/4 x 2-3/8																							
5-7	3	7-1/2"	3/4" NPT	4 x 4 x 2-1/2																							
<b>How to Order</b>	<p>Use the <b>Bold</b> characters from the chart at right to construct a product code.</p> <p>Electrode Probes are ordered separately.</p> <p>Series <b>3F</b> X X</p> <p>Number of Probes <b>1 thru 7</b></p> <p>Body Material <b>A</b> – Forged Steel (Raised Face) <b>B</b> – Red Brass (Flat Face) <b>C</b> – 316 S.S. (Raised Face) <b>D</b> – 1018 C.S. (Raised Face) <b>E</b> – PVC (Flat Face)</p>	<p>Series <b>3G</b> X X X</p> <p>Number of Probes <b>1 thru 7</b></p> <p>Base Size and Style <b>A</b> – 2" Flange (6" O.D.)<sup>3</sup> <b>E</b> – 2" NPT<sup>3</sup> <b>B</b> – 3" Flange (7-1/2" O.D.) <b>H</b> – 3" NPT <b>C</b> – 3-1/4" x 6" x 3/4" PVC Plate</p> <p>Probe Type <b>1</b> – 316 S.S. Inserts for Use with 1/4" Rod Extensions<sup>4</sup> <b>2</b> – Tapered Probe Assembly<sup>5</sup> <b>3</b> – Wire-Suspended Probes<sup>6</sup></p>																									
<b>Compatible Electrode Probes (order separately)</b>	3R, 3W <sup>1</sup> , 3Y <sup>2</sup>	3R, 3T, 3W <sup>1</sup> , 3Y <sup>2</sup>																									

**Notes:**

- Requires 3Z1B Adapter and 3Z1A Wire.
- Requires 3Z1B Adapter.
- Maximum 4 probes.
- Order 3R rods separately. See page E-21.
- Order 3T rods separately. See page E-21.
- Order 3W/3Y probes separately. See page E-22.

Custom options available. Consult factory.

3E	3N	3B		
				
				
1" to 3" NPT	#10 Machine Screws from Underside	3/8" - 18NPT, 5/8" - 18UNF, 5/8" - 24UNEF		
1 thru 7	1 thru 3	1		
Series 3E fittings are cast metal, pressure-tight assemblies capable of handling 1-7 probes. Attachment to vessels is accomplished with external pipe threading. 3E Fittings require the use of 3R rigid or 3W wire suspended electrodes.	Series 3N fittings accommodate 1-3 probes operating at atmospheric pressure. The assembly mounts on a flat surface atop open tanks or closed vessels. 3N Fittings require the use of 3R rigid or 3W wire suspended electrodes.	Series 3B fittings are compact pressure tight assemblies that hold a single electrode probe for use in water and chemicals. These fittings incorporate a 1/4-20 female thread that must be combined with a Series 3R (rigid rod electrode) or Series 3W/3Y (wire suspended electrode) to make a complete assembly.		
Die-cast aluminum, epoxy coated	Die-cast aluminum, epoxy coated	—		
Cast iron, red brass, 316 stainless steel	PVC, red brass, 316 stainless steel	316 stainless steel		
Teflon®	Teflon®	Teflon®		
125 psig @ 353°F (cast iron) 250 psig @ 406°F (brass, 316 S.S.)	0 psig @ 150°F (PVC) 0 psig @ 500°F (brass, 316 S.S.)	250 psig @ 406°F 500 psig @ 75°F		
U.L. File #MP2489, Vol. 1 Sec. 1; CSA	CSA File #LR11644	U.L. File #MP2489, Vol. 1 Sec. 1; CSA		
	<b>No. of Probes</b>	<b>Attachment to Vessel</b>	<b>Conduit Boss Thread Size</b>	<b>Terminal Housing Size (W" x D" x H")</b>
<b>3E</b>	1	1" NPT	1/2" NPT	2-1/4 x 2-1/4 x 2-1/4
	2-3	2" NPT	1/2" NPT	3-1/4 x 3-1/4 x 2-3/8
	4	2-1/2" NPT	1/2" NPT	3-1/4 x 3-1/4 x 2-3/8
	5-7	3" NPT	3/4" NPT	4 x 4 x 2-1/2
<b>3N</b>	1-3	2-1/4" square flat pad, 1-1/2" dia. hole in top of vessel secured with #10 machine screws at the corners of a 1-1/2" square	1/2" NPT	2-1/4 x 2-1/4 x 2-1/4
<p>Series <b>3E</b></p> <p>Number of Probes <b>1 thru 7</b></p> <p>Body Material</p> <p><b>A</b> – Cast Iron</p> <p><b>B</b> – Red Brass</p> <p><b>C</b> – 316 Stainless Steel</p>	<p>Series <b>3N</b></p> <p>Number of Probes <b>1 thru 3</b></p> <p>Body Material</p> <p><b>A</b> – PVC</p> <p><b>B</b> – Red Brass</p> <p><b>C</b> – 316 Stainless Steel</p>	<p>Series <b>3B</b></p> <p>Thread</p> <p><b>1</b> – 3/8" - 18 NPT</p> <p><b>2</b> – 5/8" - 18 UNF</p> <p><b>3</b> – 5/8" - 24 UNEF</p> <p>Metal Parts</p> <p><b>B</b> – 316 Stainless Steel</p>		
3R, 3W <sup>1</sup>	3R, 3W <sup>1</sup>	3R solid rod (up to 4') 3W <sup>1</sup> or 3Y <sup>2</sup> (greater than 4')		

Custom options available. Consult factory.